



Opening Minds to the World®

INSTITUTE OF
INTERNATIONAL
EDUCATION

Global Tendencies in Student Mobility:

Research Results from IIE's

Open Doors and Project Atlas


Daniel M. Roberts

Director, European Office
Institute of International Education

Budapest
March 23, 2009

About IIE

- one of the world's largest and most experienced international exchange organizations
- founded in 1919
- independent
- non-profit
- global



Nicholas Murray Butler, left and Elihu Root, IIE founding fathers.



IIE Europe's Programs and Services

- higher education support services
- scholarship management
- EducationUSA regional services
- English language learning and assessment


Open Doors Report on International Educational Exchange

IIE collects and publishes student mobility data annually in *Open Doors*, with support from the U.S. Department of State

- 60 years of trend data on international students and scholars on U.S. campuses
- 20 years of data on U.S. students abroad

New data is available online:

www.opendoors.iienetwork.org

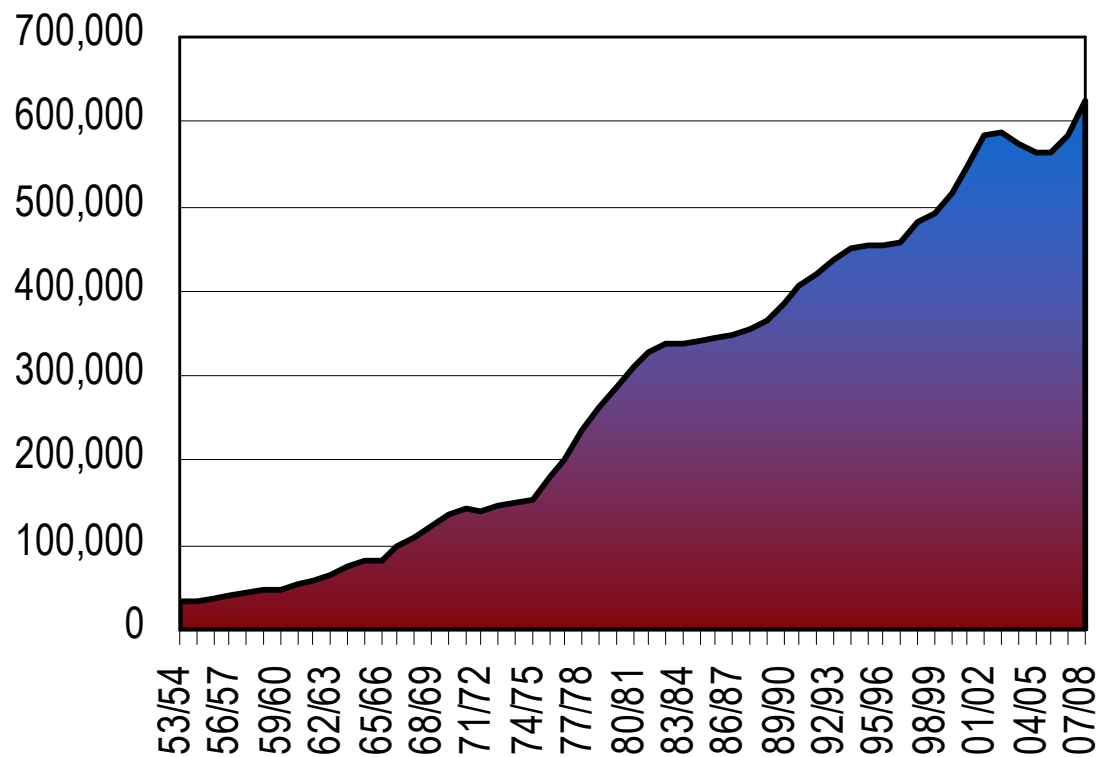


International Students in the U.S.

- **Annual** survey of international students at U.S. campuses
- **Timeframe:** 2007/08
- **Respondents:** Regionally and nationally accredited U.S. higher education institutions

Total Enrollment, 2007/08

The number of international students in the U.S. **increased 7%** in 2007/08 to a **record high of 623,805** international students.



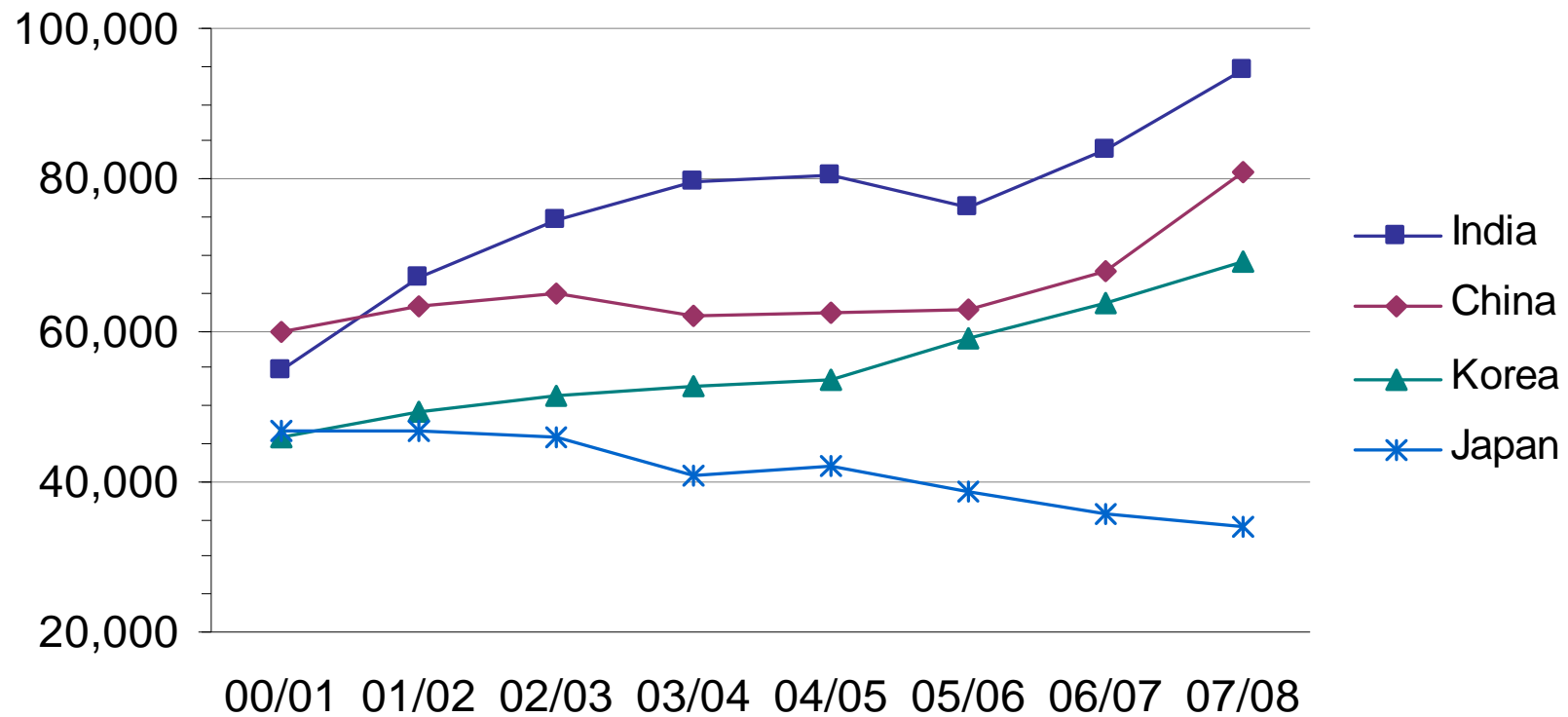
Top Places of Origin, 2007/08

<u>Rank</u>	<u>Place of Origin</u>	<u>2006/07</u>	<u>2007/08</u>	<u>2007/08 % of Total</u>	<u>% Change</u>
	WORLD TOTAL	582,984	623,805	100.0	7.0
1	India	83,833	94,563	15.2	12.8
2	China	67,723	81,127	13.0	19.8
3	South Korea	62,392	69,124	11.1	10.8
4	Japan	35,282	33,974	5.4	-3.7
5	Canada	28,280	29,051	4.7	2.7
6	Taiwan	29,094	29,001	4.6	-0.3
7	Mexico	13,826	14,837	2.4	7.3
8	Turkey	11,506	12,030	1.9	4.6
9	Saudi Arabia	7,886	9,873	1.6	25.2
10	Thailand	8,886	9,004	1.4	1.3
11	Nepal	7,754	8,936	1.4	15.2
12	Germany	8,656	8,907	1.4	2.9
13	Vietnam	6,036	8,769	1.4	45.3
14	United Kingdom	8,438	8,367	1.3	-0.8
15	Hong Kong	7,722	8,286	1.3	7.3
16	Indonesia	7,338	7,692	1.2	4.8
17	Brazil	7,126	7,578	1.2	6.3
18	France	6,704	7,050	1.1	5.2
19	Colombia	6,750	6,662	1.1	-1.3
20	Nigeria	5,943	6,222	1.0	4.7

- Students from the top 5 places of origin comprise 49% of all international students

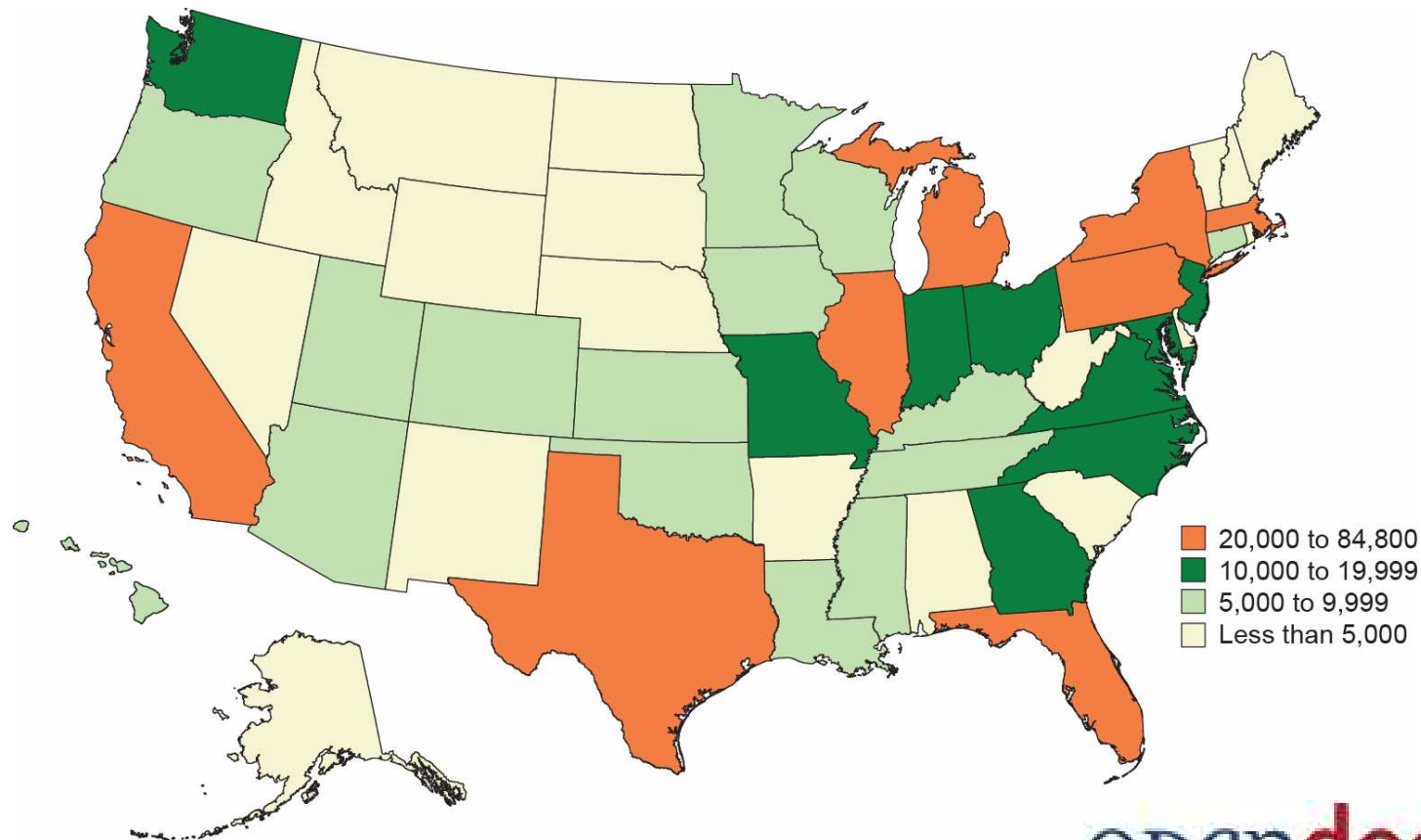
- Notable increases:
India 13%, China 20%, South Korea 11%, Saudi Arabia 25%, Nepal 15%, Vietnam 45%

Place of Origin Trends, 2000–2007



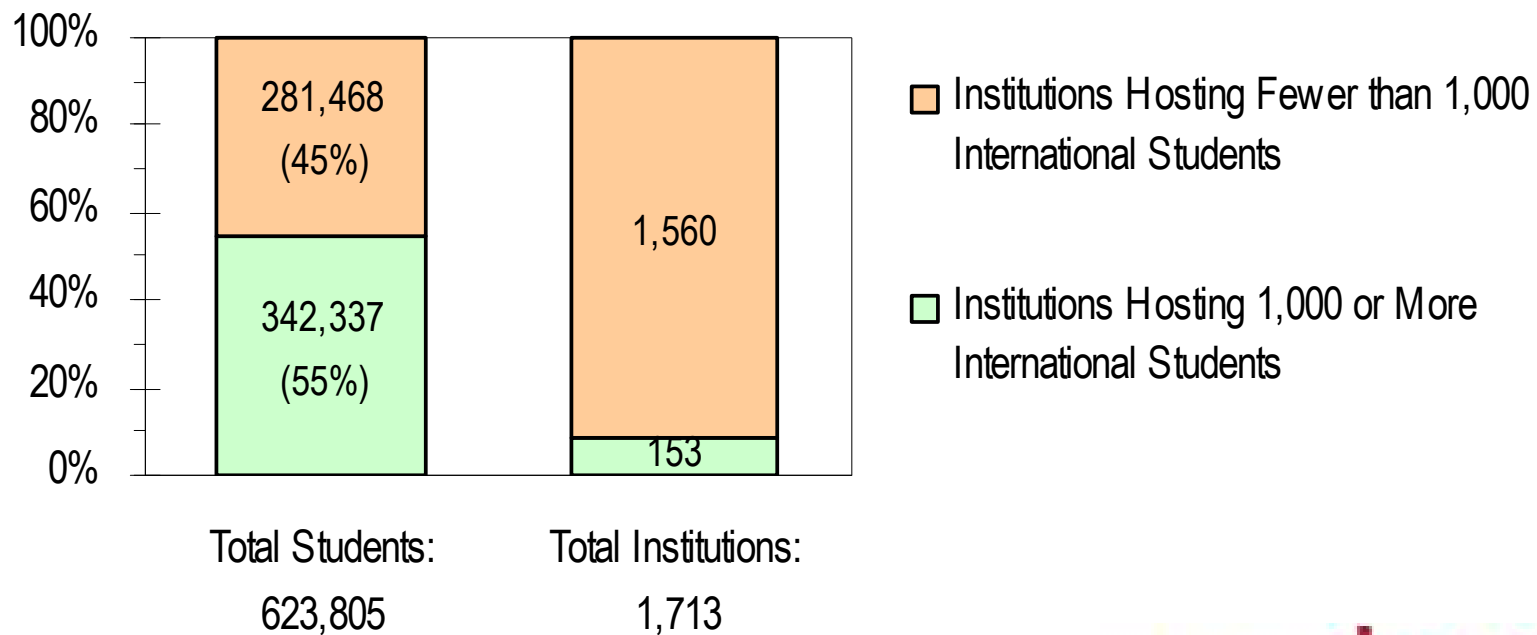
U.S. States and Regions

The **top 5 host states** (California, New York, Texas, Massachusetts and Illinois) hosted **43%** of international students in 2007/08.



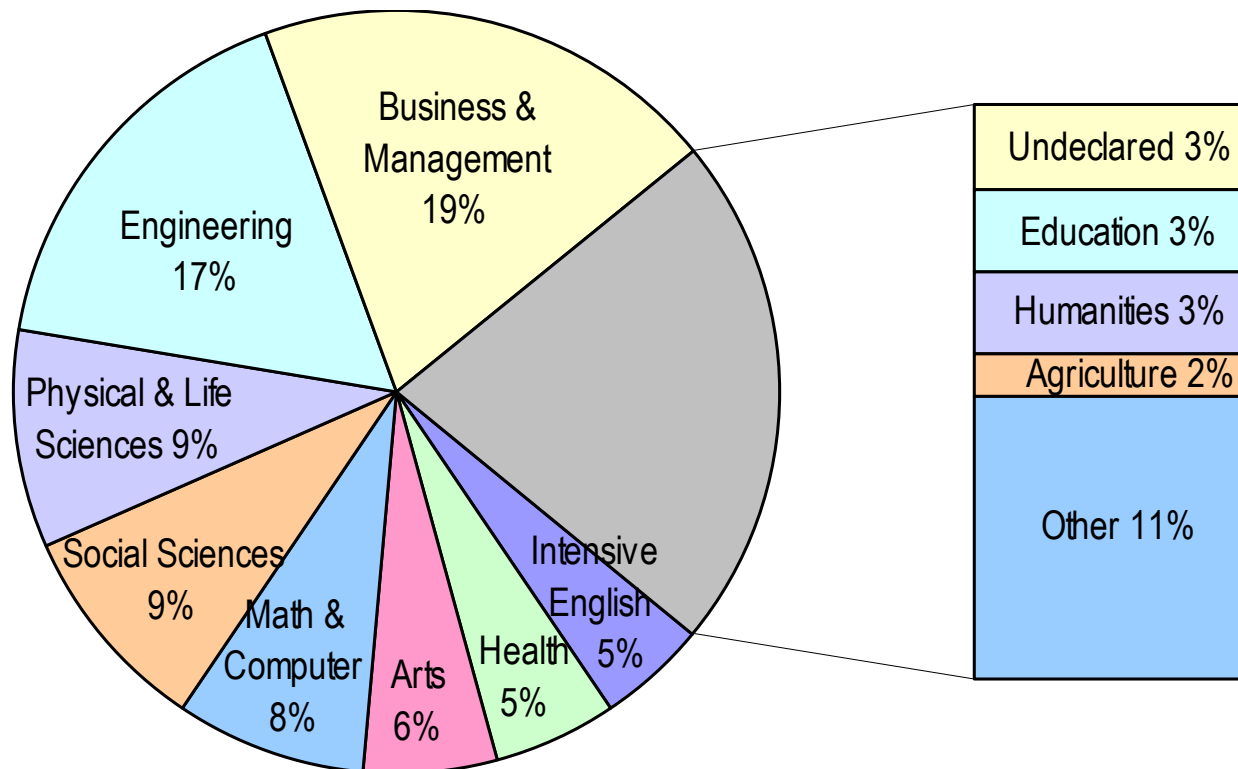
U.S. Host Institutions

- International students tend to be **concentrated** in a relatively small number of **large research institutions**.
- 55%** of international students were enrolled at the **153 institutions** hosting over 1,000 international students.
- The **top 20** host institutions hosted **16%** of all international students.



Fields of Study

33% of international students are studying in the fields of **Business & management** and **Engineering**, the top 2 fields of study.

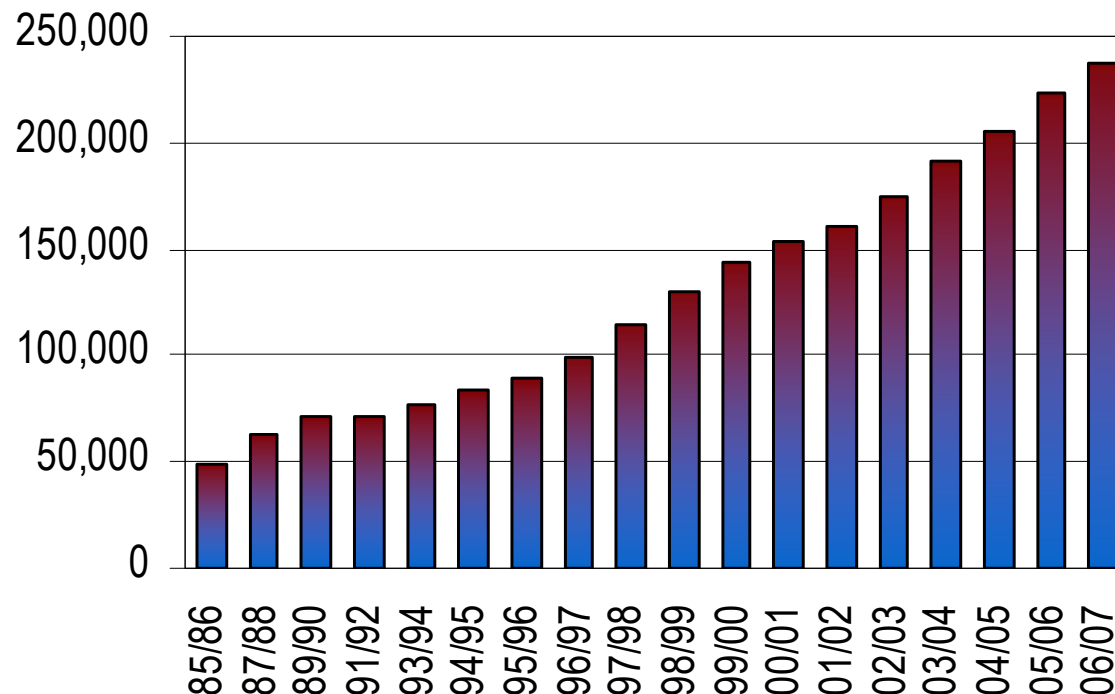


U.S. Study Abroad

- **Annual** survey of U.S. student participation in study abroad for academic credit (since 1985)
- **Timeframe:** Study during the 2006/07 academic year (including summer 2007)
- **Respondents:** U.S. higher education institutions awarding credit for study abroad
- **Who is counted?** U.S. citizens and permanent residents enrolled at an accredited U.S. higher education institution where they received academic credit for study abroad

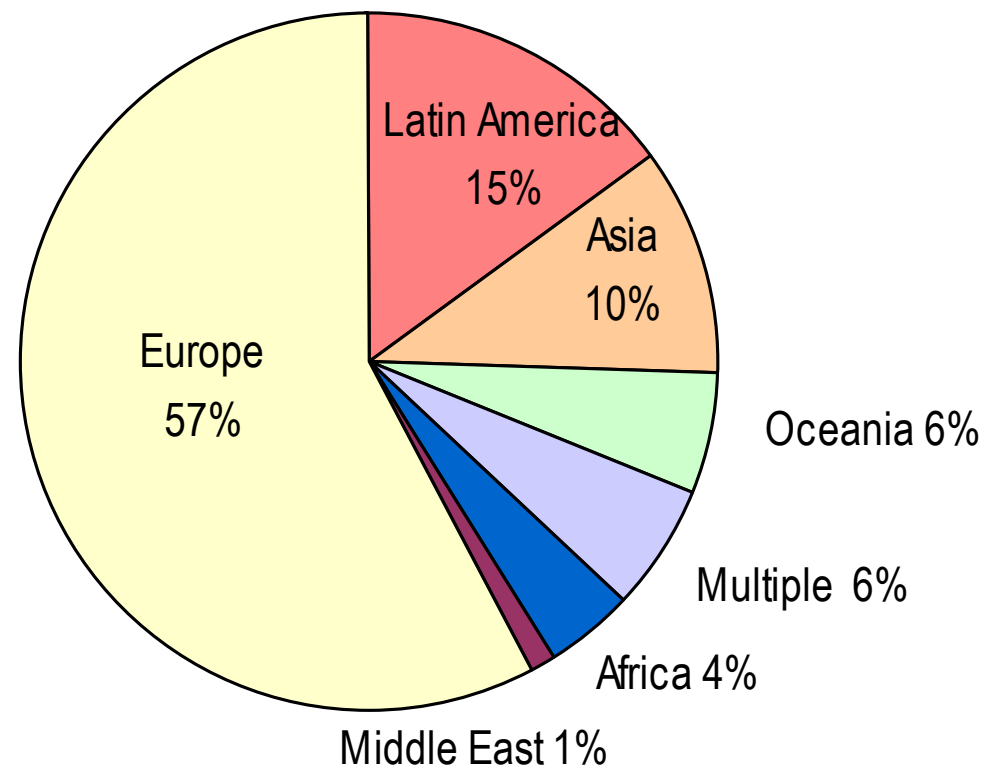
Participation in Study Abroad Continues to Increase

A record high **241,791** U.S. students received academic credit for study abroad in 2006/07, an **8.2% increase** over the previous year.



Study Abroad Destinations, 2006/07

Europe remains the leading host region for U.S. students studying abroad, with **57%** of the total.



Study Abroad Destinations, 2006/07

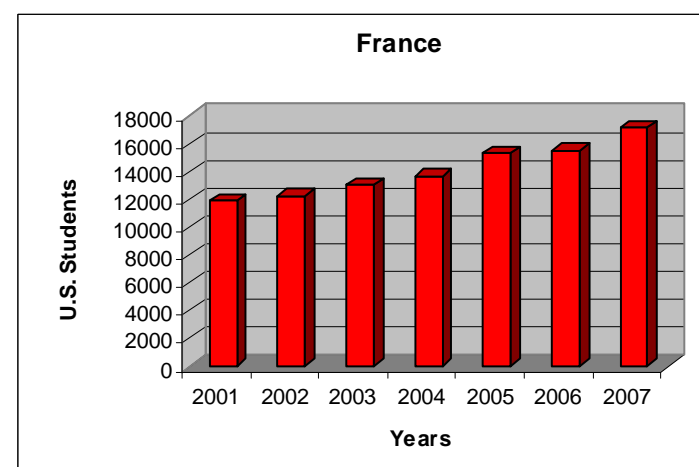
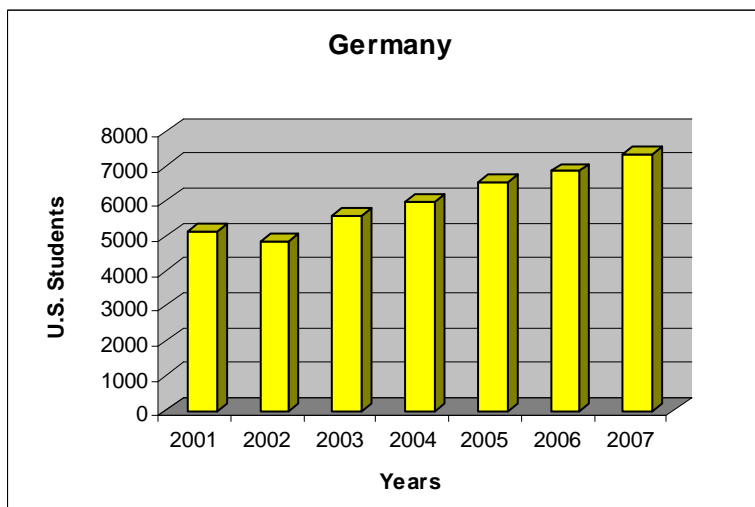
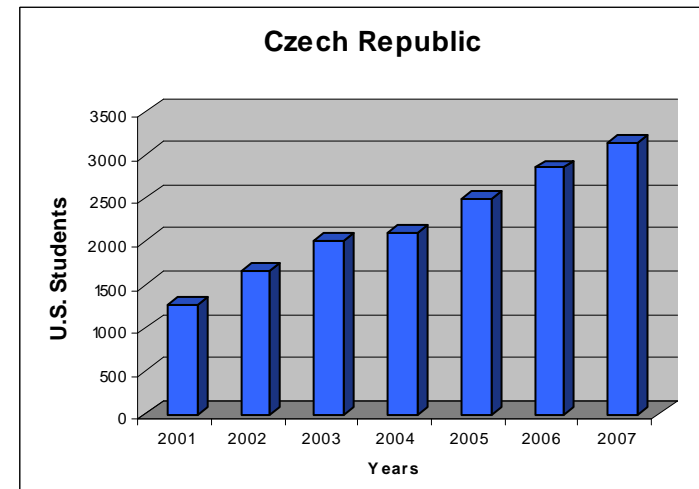
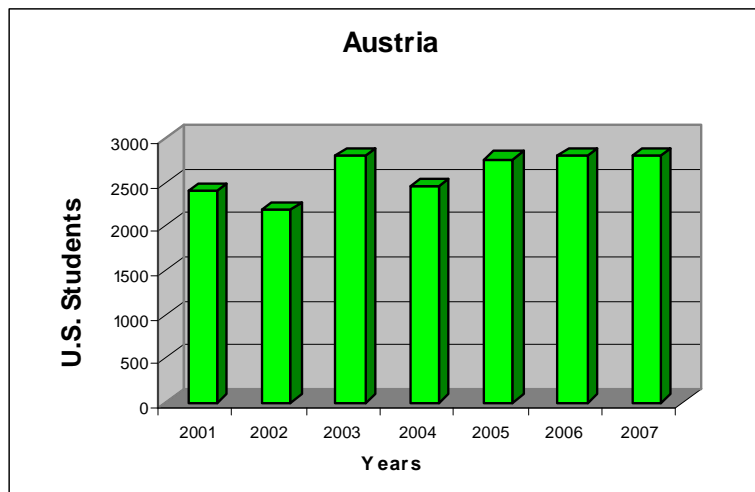
<u>Rank</u>	<u>Destination</u>	<u>2005/06</u>	<u>2006/07</u>	<u>% Change</u>
	WORLD TOTAL	223,534	241,791	8.2
1	United Kingdom	32,109	32,705	1.9
2	Italy	26,078	27,831	6.7
3	Spain	21,881	24,005	9.7
4	France	15,602	17,233	10.5
5	China	8,830	11,064	25.3
6	Australia	10,980	10,747	-2.1
7	Mexico	10,022	9,461	-5.6
8	Germany	6,858	7,355	7.2
9	Ireland	5,499	5,785	5.2
10	Costa Rica	5,518	5,383	-2.4
11	Japan	4,411	5,012	13.6
12	Argentina	2,865	3,617	26.2
13	Greece	3,227	3,417	5.9
14	South Africa	2,512	3,216	28.0
15	Czech Republic	2,846	3,145	10.5
16	Chile	2,578	2,824	9.6
17	Ecuador	2,171	2,813	29.6
18	Austria	2,792	2,810	0.6
19	New Zealand	2,542	2,718	6.9
20	India	2,115	2,627	24.2

- 9 of the top 20 destinations are in Europe
- 17 of the top 20 destinations showed an increase in 2006/07
- Notable increases: China, Argentina, South Africa, Ecuador, India

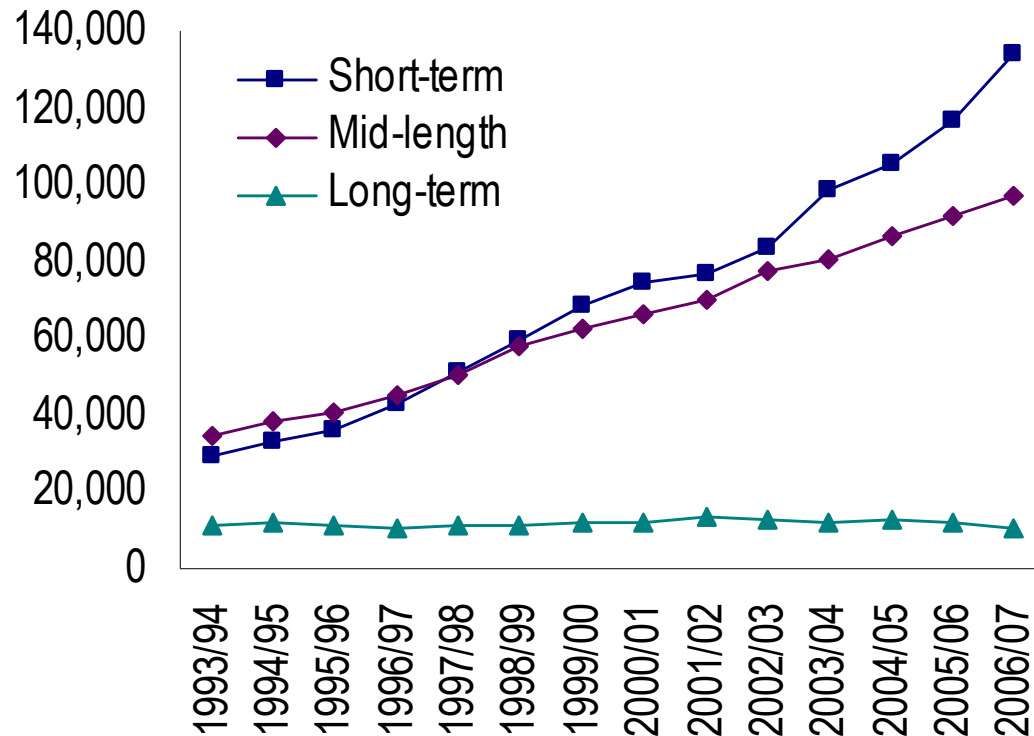
U.S. Study Abroad Destinations in Europe

<u>Country</u>	<u>2005/06 Total</u>	<u>2006/07 Total</u>	<u>% Change</u>
EUROPE	130,274	138,871	6.6
1. United Kingdom	32,109	32,705	1.9
2. Italy	26,078	27,831	6.7
3. Spain	21,881	24,005	9.7
4. France	15,602	17,233	10.5
5. Germany	6,858	7,355	7.2
6. Ireland	5,499	5,785	5.2
7. Greece	3,227	3,417	5.9
8. Czech Republic	2,846	3,145	10.5
9. Austria	2,792	2,810	0.6
10. Netherlands	1,785	2,139	19.8
11. Switzerland	1,589	1,771	11.5
12. Russia	1,923	1,716	-10.8
13. Denmark	1,624	1,634	0.6
14. Belgium	1,126	1,171	4.0
15. Sweden	856	934	9.1
16. Turkey	694	924	33.1
17. Hungary	720	857	19.0
18. Poland	626	532	-15.0

Study Abroad Trends for Selected European Destinations, 2001-2007



Duration of U.S. Study Abroad



- **Short-term** programs have seen the largest growth in the past decade.
- **Mid-length** programs are also continuing to increase in popularity.
- The number of students in **long-term** programs has remained constant over the past decade.

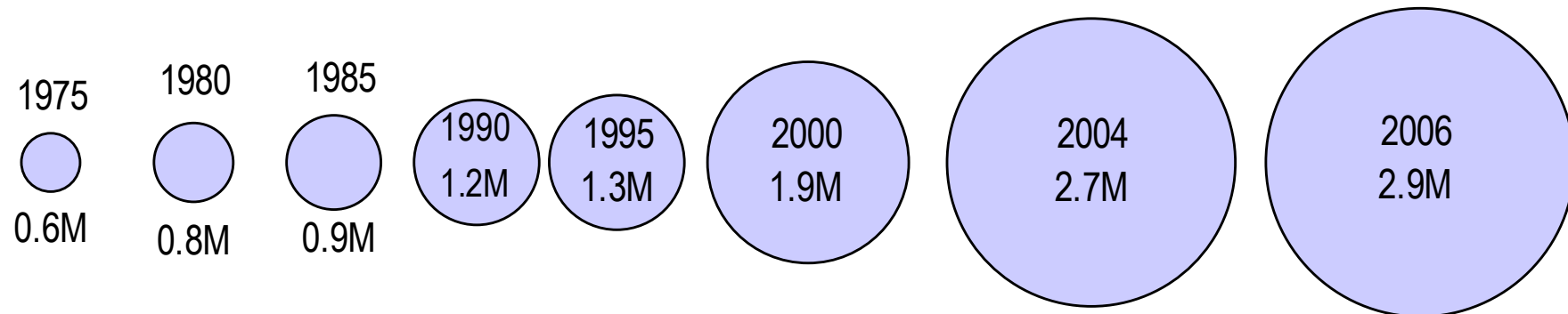
Short-term: Summer, January term, 8 weeks or less during the school year

Mid-length: One quarter, two quarters, one semester

Long-term: Academic year, calendar year

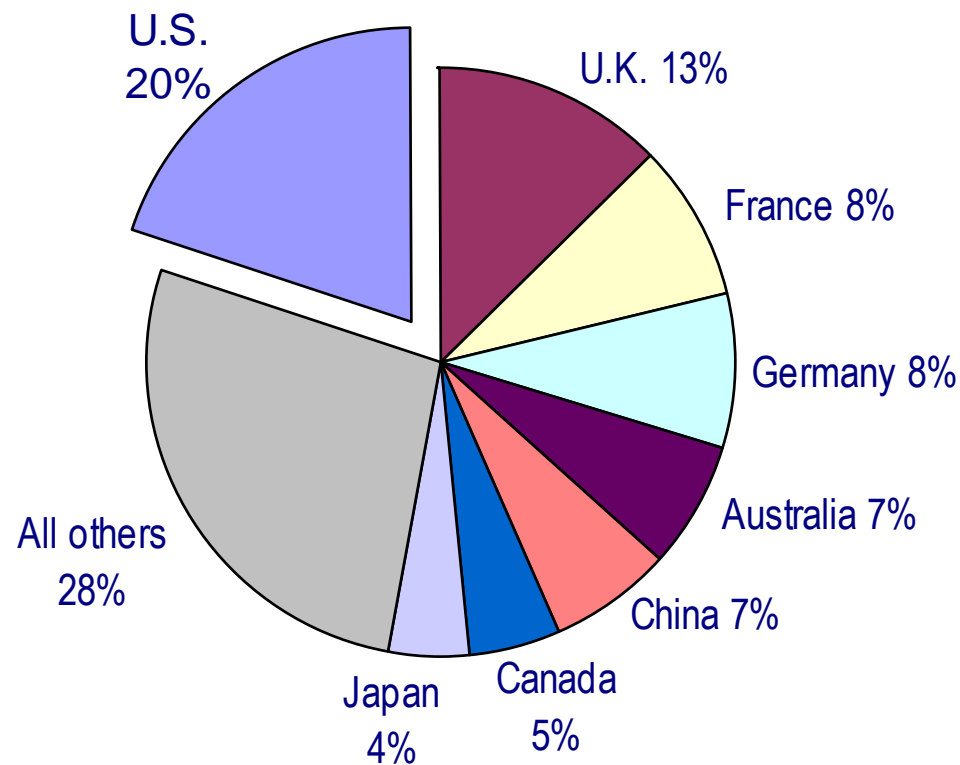
Worldwide: A Growing Pie

- Worldwide, there were over 2.9 million international students in 2006, a 3% increase over the previous year.
- By 2025, almost 8 million students are projected to be studying outside their home country.



Global Share of International Students

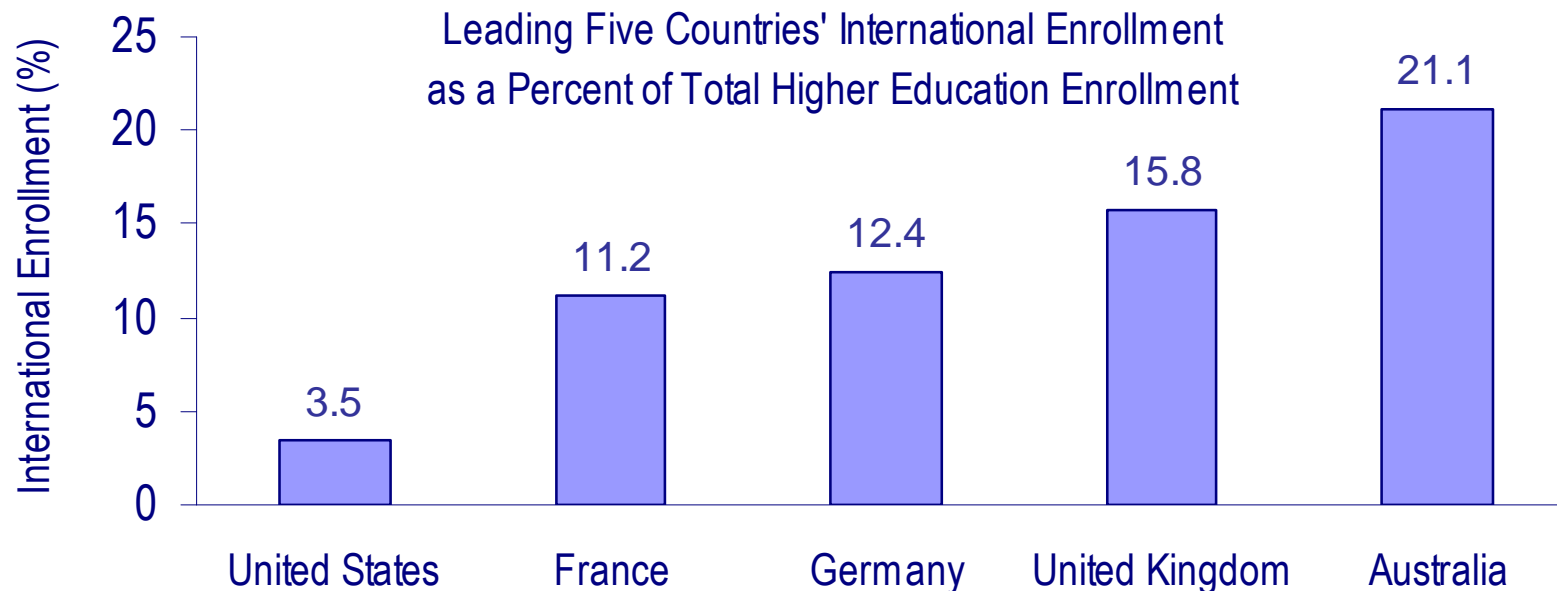
- In 2007, the U.S. hosted 20% of international students worldwide.



Source: Project Atlas 2007 data from partner organizations and UNESCO/OECD 2006 data

Higher Education Capacity

- The 623,805 international students in the U.S. comprise less than 4% of total U.S. higher education enrollment, with only 153 institutions hosting 55% of all international students in the U.S.



Sources: Project Atlas 2007 data from partner organizations and UNESCO/OECD 2006 data

Project Atlas: Tracking Global Student Mobility

<http://atlas.iienetwork.org>

The screenshot shows the Project Atlas website. At the top, it says "ATLAS OF STUDENT MOBILITY" and "Website of the INSTITUTE OF INTERNATIONAL EDUCATION". There is a navigation menu on the left with options like "Atlas Home", "Destinations", "Places of Origin", "Articles and Papers", "Resources", "Community", and "Open Doors". Below the menu, there are search filters for "Destination Country" and "Place of Origin". The main content area features a "Welcome to Project Atlas" message, a "News and Events" section with a sub-heading "IIE at EDGE Conference 2008", and a "Promotional Activities and Policies" section. The footer contains contact information for the Institute of International Education.

This banner lists several partners of Project Atlas. From top to bottom, the logos are: INSTITUTE OF INTERNATIONAL EDUCATION, ANUIES (Association of Indian Universities), Australian Government (Australian Education International), BRITISH COUNCIL, China Scholarship Council, and DAAD.

This banner lists several partners of Project Atlas. From top to bottom, the logos are: CAMPUS FRANCE, education ireland, INTERNATIONAL ASSOCIATION OF UNIVERSITIES, IEASA, Nuffic, OECD, Si. Swedish Institute, and UNESCO INSTITUTE FOR STATISTICS.

Project Atlas: Measuring Global Student Mobility

- Mobility data from 21 other countries, through data sharing agreements with agencies around the world
- Goal: Building a community of researchers to share accurate and timely data on student mobility
- Countries represented: South Africa (IEASA); Australia (AEI); India (AIU); China (CSC); Mexico (ANUIES); Netherlands (NUFFIC); U.K. (British Council); Germany (DAAD); Ireland (Education Ireland); USA (IIE); and many others.
- Supported by the Ford Foundation

Factors likely to affect enrollment shifts:

- Expanded capacity in home country higher education sectors of major sending countries such as China and India
- Domestic (political, economic, social and educational) shifts within key sending countries
- Transnational Education (TNE, CBE) and alternative modes of educational delivery
- Increased recruitment by other countries

A Changing Landscape of Global Migration & Mobility

Non-traditional & non-linear mobility patterns: From “Brain Drain” and “Brain Gain” to “Brain Balance” or “Brain Circulation”

- ❖ *Old Model:* Students & scholars move between two countries
- ❖ *New Model:* Non-linear movement across several countries based on educational and professional opportunities

A possible scenario: a natural balance of in-flow and out-flow.

- ❖ Students from South Korea and Taiwan are some of the fastest growing groups of international students in the U.S.; yet, they also have low postdoctoral stay rates in the U.S. as compared with students from other countries such as India and China.

Changing Landscape of Global Migration & Mobility (Cont.)

Countries' efforts to recruit their overseas citizens:

- Strong increase in demand for skilled labour
- Returnees bring with them networks established overseas, leading to transfer of technology, capital & information
- Significant anticipated gains in productivity and competitiveness
- Mexico, China, Taiwan, Brazil, Venezuela and Vietnam

Measuring Student Mobility: Challenges & Issues

- Who is an international student?
- How is participation measured? Counting individuals vs. enrollments
- What level of education? What type of institution?
Baccalaureate, Graduate, Associates degree
- Changing modes of higher education delivery

IIE's Main Initiatives to Support Internationalization Efforts

- IENetwork Membership Association
- EducationUSA Global Network
- Print Resources
- Online Resources

IIE Network: IIE's Membership Network

- 1000 university members
- Research, Information, Networking

IIE NETWORK Member Website of the **INSTITUTE OF INTERNATIONAL EDUCATION** IIENetwork.org

SITE SEARCH

Members: Please Log In

IIE Network.org

Welcome to IIE Network

The IIE Network Website is the membership website of the Institute of International Education. For education professionals, this site contains extensive Open Doors data tables and analyses, articles and reports on international education, upcoming events in international education, and many more resources for educators.

WHAT ARE YOU LOOKING FOR?
Select a topic

Open Doors
The **Open Doors** section of the website contains the most recent data on US students studying abroad and on international students in the United States.
You'll also find background information, resources, survey reports and analyses, and a **Student Visa Policy Forum**.

IIE Network News

New! FUNDING FOR US STUDY
IIE is pleased to announce www.FundingUSstudy.org, a new online directory of scholarships for international students who wish to study in the United States [more>>](#)

New! IIE BEST PRACTICES SEMINAR
IIE will host a seminar on March 31 in New York: "Lead your Campus to the Top: Best Practices in Internationalizing

QUICK LINKS FOR MEMBERS

- Member Directory
- IIE Interactive Newsletter
- Job Board
- Upcoming Events and Deadlines
- Links

OTHER IIE RESOURCES

- IIE Online
- IIE Bookstore
- IIE Passport
- Fulbright Web
- Intensive English USA
- Site Map

Best Practices in Internationalization: Andrew McKeell Awards 2005

EducationUSA

- Global network of more than 450 advising centers supported by the Bureau of Educational and Cultural Affairs (ECA) of the US Department of State
- EducationUSA centers actively promote US higher education around the world by offering **accurate, unbiased, comprehensive, objective and timely information** about education institutions in the US
- 70 certified EducationUSA advising centers in Europe
- Regional Educational Advising Coordinators (REACs)

www.educationusa.state.gov



IIE's Print Resources

➤ Available at IIEBooks.org:

- Open Doors Report on International Educational Exchange
- Funding for United States Study
- IIEPassport: Study Abroad Directories
- IntensiveEnglishUSA: Language Programs in the U.S.
- IIENetwork Membership Directory
- Global Education Research Reports
- IIE Study Abroad White Papers

➤ By Subscription:

- IIENetworker Magazine: The International Education Magazine.
 - Spring 2009 Theme: "International Education in the Middle East"
 - Fall 2009 Theme: "International Education in Asia"

IIE's Study Abroad Research Series

May 2007: White Paper, Issue 1
Current Trends in U.S. Study Abroad & The Impact of Strategic Diversity Initiatives

May 2008: Issue 2
Exploring Host Country Capacity for Increasing U.S. Study Abroad

Sept. 2008: Issue 3
Expanding Education Abroad at U.S. Community Colleges

March 2009: Issue 4
Expanding U.S. Study Abroad in the Arab World: Challenges and Opportunities

March 2009: Issue 5
Promoting Study Abroad in Science and Technology Fields



**Download the free reports
(in pdf format) at:**
www.iie.org/StudyAbroadCapacity

IIE's Briefing Paper Series

IIE Briefing Papers

IIE Briefing Papers are a rapid response to the changing landscape of international education, offering timely snapshots of critical issues in the field. They are intended as a resource for the higher education community and other interested individuals, as well as for print, broadcast and online journalists interested in covering developments in international education.



Briefing Paper 1 (July 2008): *U.S. China Educational Exchange*

**Download the report
(in pdf format) at:**

www.iie.org/briefingpapers

IIE's Online Resources for International Education

iie.org	IIE's homepage
iie.eu	IIE Europe's homepage
iienetwork.org	Resources for international educators
opendoors.iienetwork.org	Academic mobility data to and from the U.S.
atlas.iienetwork.org	Project Atlas: Global student mobility
iiebooks.org	IIE's online bookstore
iiepassport.org	IIE's study abroad program directory
StudyAbroadFunding.org	IIE's study abroad scholarship directory
FundingUSStudy.org	Funding for int'l students to study in the U.S.